

# COMET SAFETY GAS REGULATOR



**PROTECT YOUR  
HOME WITH  
SAFETY  
FEATURES**

- ✓ **AUTOMATIC CUT OFF**
- ✓ **CHILD-SAFE LOCK**
- ✓ **ENHANCED GRIP**
- ✓ **PRESSURE GAUGE**



23, Jalan Gitar 33/3, Elite Industrial Park, Seksyen 33, 40350, Shah Alam, Selangor Darul Ehsan, Malaysia.

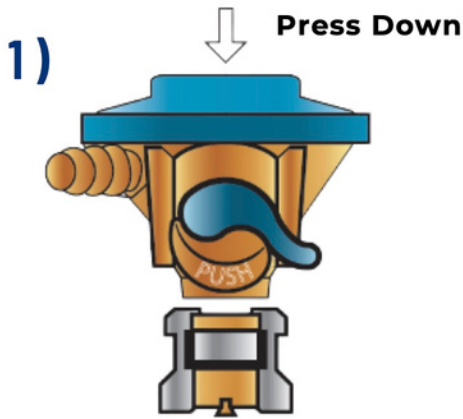


03-5525 8287  
012-410 3287

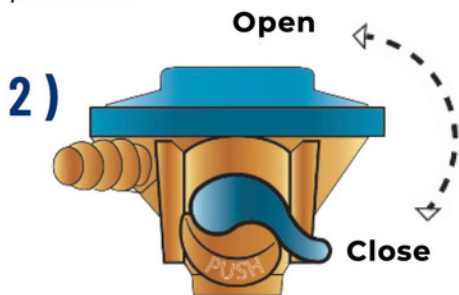


sales@comet-integrated.com  
www.comet-integrated.com

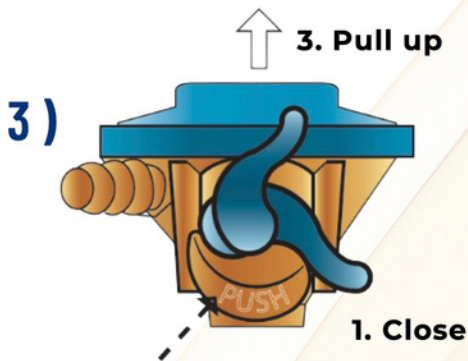
## Installation Method



To install, place the regulator over the gas cylinder and press downwards firmly until you hear it clicking into position



Follow the arrow guidelines to open / close the regulator.



### 2. Push in

To release, push in the release button and pull up the regulator.

## Technical Details

### Inlet Connection

Pressure	20mm
Capacity	28mbar
	1.5kg/hr

## Safety Features



### Auto Cut Off

The Regulator will automatically cut off gas supply when hose is accidentally disconnected.

### Child-Safe Lock

Once installed, the regulator cannot be removed without pressing the release button to ensure regulator remains in secured position.

### Enhanced Grip


A tight grip will securely lock the regulator in place, reducing chances of leakage.

### Pressure Gauge

To indicate gas amount in cylinder.

### Suitable for Malaysia

Can be fitted on standard Malaysian gas cylinder.



### Child-Safe Lock

